



# Group Time Learning Tasks




- *Session 1-Listen to the story of 'Little Red Riding Hood' then make puppets of the characters.*
- *Session 2- Watch how to create a 3D map then create your own.*
- *Session 3– Listen to the story with the puppets then video your own and upload onto Tapestry.*



# Create a 'Wanted' poster for the Big Bad Wolf!

- 1. Write a list to describe what the Wolf is like in your **Red Book** e.g. pointy ears, sharp teeth, smelly breath, scary growl, rough grey fur, beady eyes, sharp claws...
- 2. Draw a detailed picture of the Wolf to include these features.
- What crime has he committed?



# Yellow Challenge

naughty

big

kind

bad

scary

gentle

friendly


nice

**WANTED**  
HAVE YOU SEEN THIS WOLF?

Police are looking for the ..... wolf.  
He has ..... fur, ..... teeth,  
..... eyes and ..... claws. The  
wolf is ..... and was last seen running  
away from a ..... cottage in the  
woods. There is a ..... reward for anyone  
who can help.  
Please call:  
Be warned! Do not go near the .....  
wolf because he is .....!

## WORD BANK

- big
- scary
- sharp
- grey
- stone
- yellow
- bad
- small
- white
- unfriendly
- great
- vicious
- huge
- dangerous
- .....
- .....
- .....
- .....




## Green Challenge


# Create a Little Red Riding Hood Obstacle Course




- *Little Red Riding Hood wants to get physically fit, can you help by creating an assault course?*
- *It can be created indoors or outside!*
- *You can choose to design and plan it in your red books first!*
- *Can you make obstacles such as balancing, jumping, crawling under objects?*



# Green Challenge





# Blue Challenge



## 3D Shapes

Write what shape each real life object is:



cube



cylinder



sphere



cone



pyramid



\_\_\_\_\_



\_\_\_\_\_



\_\_\_\_\_



\_\_\_\_\_



\_\_\_\_\_



\_\_\_\_\_



\_\_\_\_\_











\_\_\_\_\_



\_\_\_\_\_




## Blue Challenge

Properties of 3D shapes			
<b>Cone</b>	<b>Sphere</b>	<b>Tetrahedron</b>	<b>Cuboid</b>
			
2 Faces 1 Edge 1 Vertex	1 Face 1 Edge 0 Vertices	4 Faces 6 Edges 4 Vertices	6 Faces 12 Edges 8 Vertices
<b>Cylinder</b>	<b>Cube</b>	<b>Triangular Prism</b>	<b>Square-based pyramid</b>
			
3 Faces 2 Edges 0 Vertices	6 Faces 12 Edges 8 Vertices	5 Faces 9 Edges 6 Vertices	5 Faces 8 Edges 5 Vertices

**Resources:** A bag, some real objects that will fit inside like a small ball, a small tissue or cereal box, dice, cardboard tube, egg box, empty water bottle.

**Key Questions:** Can you describe these shapes?

- What shapes can you feel inside the bag?
- Is there more than one shape? Perhaps there are two circles at each end or two faces.....?
- Can you take turns with a partner to solve the riddle?
- Begin with “ I have.....I think it is a **X** or Can you guess?”



## Blue Challenge

# How Many Steps to Different Places?

### ***Draw 3 Houses***

***1. Grandma's house***



***2. Little Red Riding Hood's house***




***3. The Wolf's house/den***



***4. Cut out these pictures and place them in different rooms in your house or garden.***

***5. Go to your front door and count how many steps you take to reach each house and record these in your Red Book. Which house is the furthest away? Which is the closest? Explain why.***






## Red Challenge

# Make Little Red Riding Hood's Basket

- What material will you use to create your basket?*
  - Is it strong enough?*
  - How will you join it?*
- What will you place inside the basket for Grandma?*



## Red Challenge



### Resources:

Paper plate or cardboard , colouring media, glue/sticky tape, scissors, stapler, playdough